
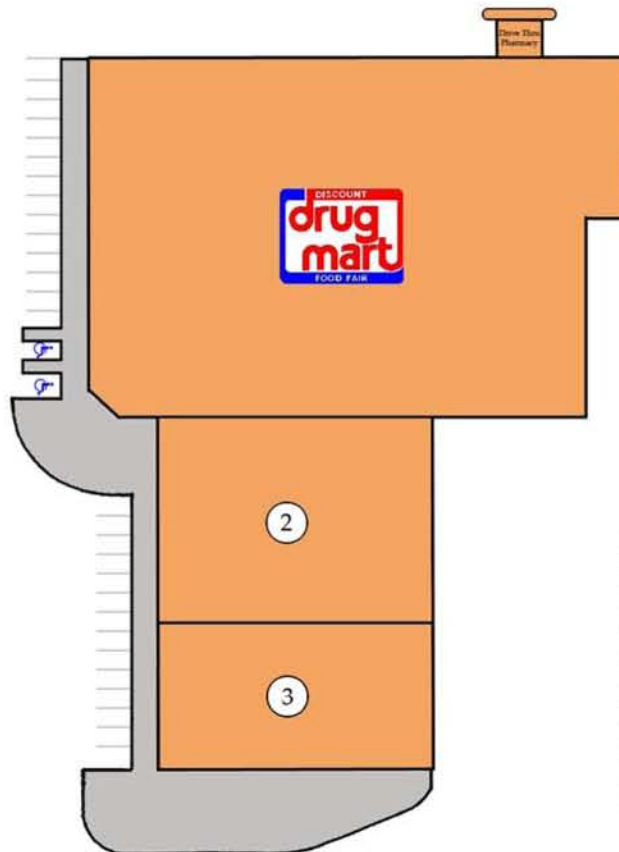




CLYDE DISCOUNT DRUG MART PLAZA

1062-1076 MCPHERSON HWY
CLYDE, OH 43410



| TENANT SPACES | | |
|---------------|----------|---------------------------|
| KEY NO. | SQ. FOOT | TENANT |
| 1 | 24,592 | Discount Drug Mart |
| 2 | 6,000 | Legends Sport Pub & Grill |
| 3 | 4,000 | Movie Gallery |



CEDAR SHOPPING CENTERS, INC.

44 South Bayles Avenue, Port Washington, NY 11050

Tel: (516) 767-6492 Fax: (516) 767-6497

Web: <http://www.cedarshoppingcenters.com/portfolio.htm>

For Leasing Information Contact
Kowitz & Passov Real Estate Group
Ryan Fisher or Tori Nook
(216) 514-5100





Clyde Discount Drug Mart Plaza



TENANT & PARKING TOTALS

| | SQ. Feet | General Parking | HCP Parking |
|------------------------|----------|-----------------|-------------|
| EXISTING RETAIL | 34,592 | 176 | 4 |

DEMOGRAPHIC PROFILE

| | | 1 mile radius | 3 mile radius | 5 mile radius |
|---------------------|------------------------------|---------------|---------------|---------------|
| POPULATION | 2000 Total Population | 1,975 | 8,175 | 11,183 |
| | 2007 Total Populations | 1,954 | 8,195 | 11,267 |
| | 2012 Total Population | 1,944 | 8,175 | 11,255 |
| | 2007 – 2012 Annual Rate | -0.1% | -0.05% | -0.02% |
| HOUSEHOLDS/FAMILIES | 2000 Households | 724 | 3,093 | 4,192 |
| | 2000 Average Household Size | 2.65 | 2.61 | 2.64 |
| | 2007 Households | 737 | 3,193 | 4,349 |
| | 2007 Average Household Size | 2.57 | 2.54 | 2.56 |
| | 2012 Households | 741 | 3,224 | 4,395 |
| | 2012 Average Household Size | 2.55 | 2.51 | 2.54 |
| | 2007 – 2011 Annual Rate | 0.11% | 0.19% | 0.21% |
| | 2000 Families | 517 | 2,258 | 3,114 |
| | 2007 Families | 510 | 2,266 | 3,144 |
| | 2012 Families | 500 | 2,236 | 3,108 |
| | 2006 – 2011 Annual Rate | -0.4% | -0.27% | -0.23% |
| INCOME | 2000 Median Household Income | \$36,120 | \$40,095 | \$40,052 |
| | 2007 Median Household Income | \$44,760 | \$49,150 | \$49,006 |
| | 2012 Median Household Income | \$53,141 | \$57,239 | \$56,966 |
| | 2000 Per Capita Income | \$17,891 | \$18,321 | \$18,577 |
| | 2007 Per Capita Income | \$21,966 | \$23,155 | \$23,251 |
| | 2012 Per Capita Income | \$26,559 | \$27,760 | \$27,772 |
| AGE | 2000 Median Age | 35.3 | 36.1 | 36.5 |
| | 2007 Median Age | 36.7 | 38.1 | 38.8 |
| | 2012 Median Age | 37.8 | 39.4 | 40.3 |